

Buyer's Guide FLATBED TRANSPORTER



PRODUCT SITE

1A. OUR PRODUCTS



AGV TRANSPORTER 10,000 LBS. CAPACITY



44,000 LBS. CAPACITY TRANSPORTER



45,000 LBS. CAPACITY TRANSPORTER



130,000 LBS. CAPACITY TRANSPORTER



AGV TRANSPORTER 40,000 LBS. CAPACITY

THE FINAL PAGE CONTAINS A LIST OF QUESTIONS FROM OUR ENGINEERING TEAM. PLEASE FEEL FREE TO FILL THEM OUT IN ADVANCE.

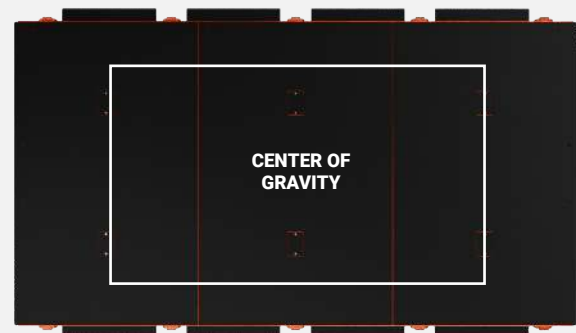
1B. LOAD PLACEMENT



NEVER USE THE TRANSPORTER WITH A HIGHER LOAD WEIGHT THAN STATED ON THE TRANSPORTER LABEL!

The drive wheel needs a certain amount of ground pressure to make sure friction between the floor and wheel is enough to make the transport. This is why the transporter is designed to take most of the load on the support wheels and only a small amount of the load on the drive wheel.

Be sure to center the load on the machine.



2A. REAL WORLD EXAMPLES




LOW PROFILE TRANSPORTER WITH LIFT

A flatbed transporter equipped with dual lift platforms to raise loads, smooth steering for easy maneuvers, and omni-directional movement to move the transporter in any direction.

AGV CHAIN CONVEYOR TRANSPORTER

An AGV transporter designed for precise bus positioning along the assembly line. This system features a conveyor chain top for seamless bus transfers throughout the facility. Equipped with safety sensors and configurable settings, it ensures operator safety at every stage.




TRANSPORTER WITH SHOCK ABSORBING TOP

A transporter equipped with a spring-loaded top deck that absorbs shock by distributing impact forces, reducing stress on the load and the unit itself. Its omni-directional movement allows for precise positioning and maneuverability in any direction.

2B. AUTONOMOUS GUIDED VEHICLE

NAVIGATION

The right navigation type is based on your facility layout. Navigation types include reflector, natural, magnetic bar, magnetic spot, and QR code navigation, to move vehicles along predefined routes.



INTEGRATING WITH OTHER SYSTEMS

Our AGVs are integrated to interact with other systems within the manufacturing environment. AGVs pick up and transport materials while interacting with machinery and personnel.



SOFTWARE/PROGRAMMING

Our AGV software suite offers comprehensive tools for designing paths, monitoring diagnostics, and managing vehicle operations. We can help you create your path and integrate AGVs into your facility.



3A. SAFETY

SAFETY FEATURES

Flatbed transporters are equipped with essential safety features, including emergency stops in each corner, audible alarms, and customizable safety sensors. Regular equipment inspections and following the manufacturer's safety guidelines are critical for ensuring safe operation and minimizing the risk of injury or damage. Safety features can also be customized to meet specific operational requirements, enhancing overall workplace safety.



SAFETY LIGHTS



We can customize safety lights to serve various functions based on specific operational needs. In a recent project, we configured the red perimeter light to automatically shut down the transporter if a person or object entered the zone. Additionally, we can customize other lights to blink in the direction of movement, clearly indicating the transporter's intended travel path.



3B. MAINTENANCE

Regular maintenance of flatbed transporters is essential for ensuring long-term performance and reliability. Routine inspections should include drive unit oil changes, tightening of slew drive bolts, drive wheel replacements, and drive belt tension adjustments.

Structural components and moving parts should be checked for signs of wear, misalignment, or damage. Bearings, rollers, and wheels must be lubricated according to the manufacturer's recommendations. Additionally, electronic components, including control systems and safety features such as emergency stops and sensors, should be routinely tested to ensure proper functionality.



CONTACT SUPPORT

For spare parts, visit the Align Store or contact us at support@alignprod.com for support or any other inquiries.

support@alignprod.com
www.alignprod.store



4. OPTIONS



REMOTE CONTROL OR AGV

The remote allows operators to move and adjust the transporter from a safe distance, providing greater control during operation.



AGV (AUTONOMOUS GUIDED VEHICLE)

Transporters can be fully autonomous or semi autonomous for your product line allowing you to increase productivity and reduce downtime.



CUSTOM SAFETY FEATURES

Safety measures, such as load sensors, collision detection, and enhanced emergency stop functions, can be integrated.



LIFT

We can add a lift to the transporter to raise objects to a specific height or prepare them for transfer. Objects can be lifted from the ground or a rack.



CHAIN CONVEYOR

The chain conveyor top allows you to securely pull in the object, and transfer from one flatbed to the other.



CUSTOM TOP

We can customize the top of your flatbed transporter to accommodate your load. We can create solutions to meet your load requirements.



SHOCK ABSORBING TOP

A shock-absorbing top reduces impact, protecting both the load and the transporter. This minimizes vibrations for smoother transport.



COIL FIXTURE

This design can be added to ensure the coil is securely positioned on the deck during transportation.



MULTI-PRODUCT HANDLING

We can add a top deck to include a die roller, a ball screw for tool movement, and dual long/short tooling arms for manual operation.



APPLICATION FORM FLATBED TRANSPORTER

www.alignprod.com



www.alignprod.com/request-a-quote/

THIS SHEET IS OPTIONAL, BUT OUR TEAM WILL ASK THESE AND OTHER QUESTIONS TO BETTER UNDERSTAND YOUR PROJECT. PLEASE ANSWER TO THE BEST OF YOUR ABILITY, AS SOME RESPONSES MAY AFFECT OTHERS. OUR TEAM WILL HELP YOU WORK THROUGH IT.

PRIMARY CONTACT INFORMATION:

Name: _____
Company: _____
Address: _____
Phone: _____
Email: _____

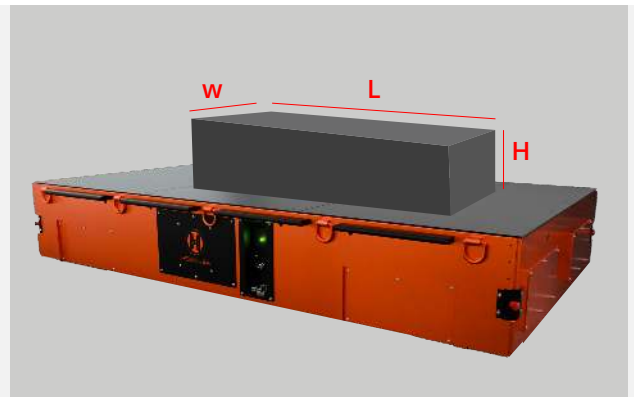
PROJECT DESCRIPTION:

Size of load: L _____ W _____ H _____

Weight of load: _____

Inner width and underside clearance:

L _____ W _____ H _____



Load distribution: (Is Center of Gravity Feature Centered or Offset) _____

Type of load: _____

How is it loaded onto transporter:

Crane Forked Transporter self-loads using lift deck Other: _____

Transporter Vertical Lift Required: Yes No

Size of Pallet (if transporter is interfacing customer pallet): _____

Doorway Restrictions: (List smallest doorway width and height)

Length: _____ Width: _____

Travel Distance: _____

Where Used: Indoor only Outdoor only Indoor and Outdoor